

Scaled data based on original data using
LM-79-08 Approved Method: Electrical and Photometric Measurements of Solid-
State Lighting Products

Test Report Prepared for
Cooper Lighting Solutions
(formerly Eaton)

Brand: McGRAW-EDISON

Report Number: P941903

Luminaire Tested: **GALN-SB5C-930-U-T1**

Issue Date: 1/21/2025

Test Information

Test Method: LM-79-08
Report Number: P941903
TEST IS SCALED FROM IESNA LM-79-08 TEST DATA (G2-2405-108-2)
Test Lab: INNOVATION CENTER
Issue Date: 1/21/2025
Manufacturer: COOPER LIGHTING SOLUTIONS (FORMERLY EATON)
Product Line: MCGRAW-EDISON
Catalog Number: GALN-SB5C-930-U-T1
Description: GALLEON AREA AND ROADWAY HIGH DENSITY LED LUMINAIRE
(5) 90 CRI, 3000K, 615mA LIGHTSQUARES WITH 26 LEDS EACH AND TYPE I OPTICS
Light Source: -
Ballast/Driver: -

Summary

Lumens per Lamp: N/A
Luminaire Lumens: 26035 lumens
Efficiency: N/A
Efficacy: 104.3 lumens/watt
Luminous Opening: Rectangular (W 1.5' x L: 1' x H: 0')
IES Classification: Type I - Short
BUG Rating: B4 - U0 - G4

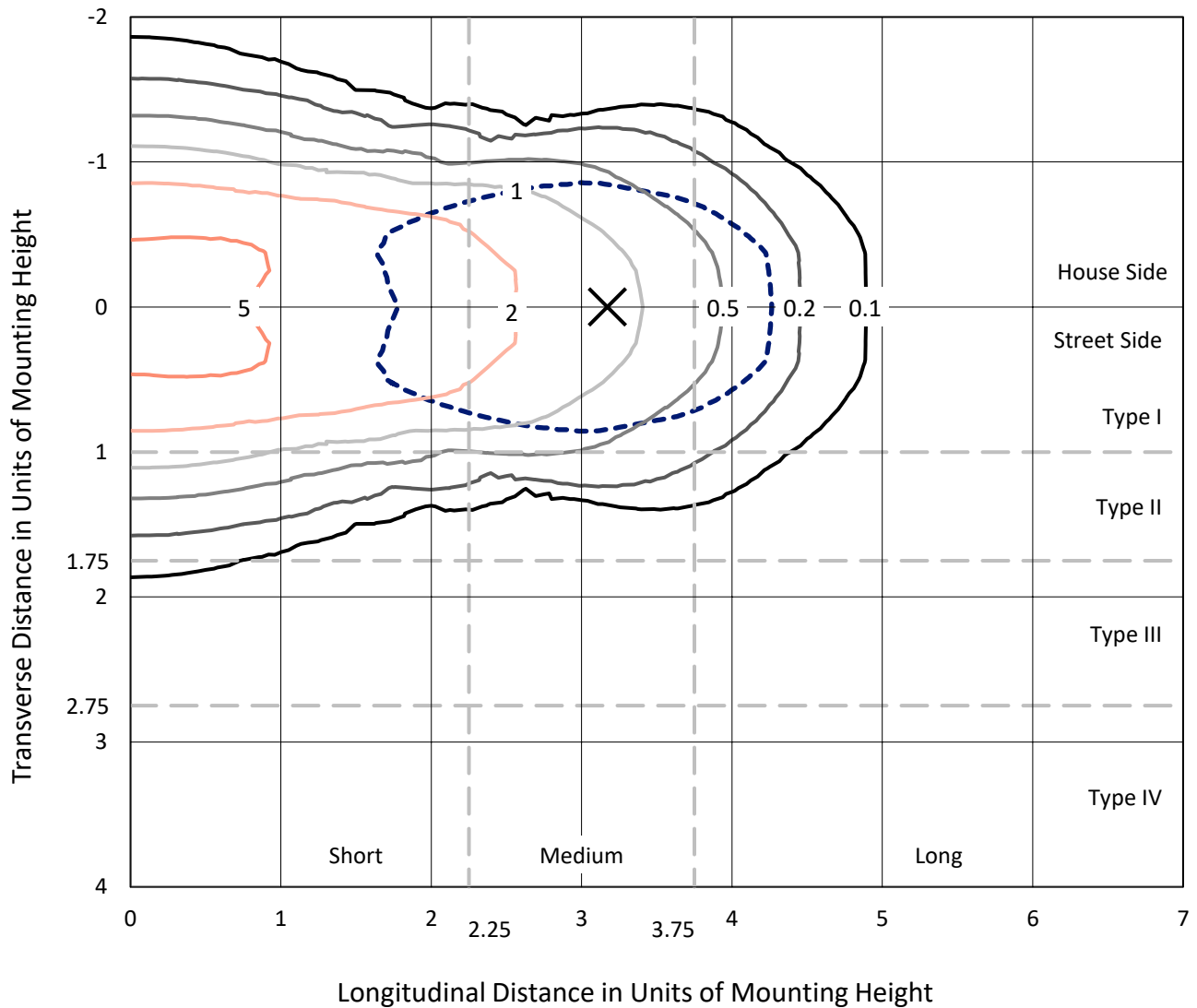
Input Watts (W): 249.5
Input Voltage (V): NR
Input Current (Ain): NR
Voltage Rise (V): NR
Power Factor: NR
Total Harmonic Distortion (THDi): NR
Frequency (hertz): 60
Stabilization Time: NR
Operation Time: NR
Ambient Temperature (°C): NR
Test Distance: 24 FT



REPORT NUMBER: P941903
 CATALOG NUMBER: GALN-SB5C-930-U-T1

Iso-Footcandle Lines of Horizontal Illumination

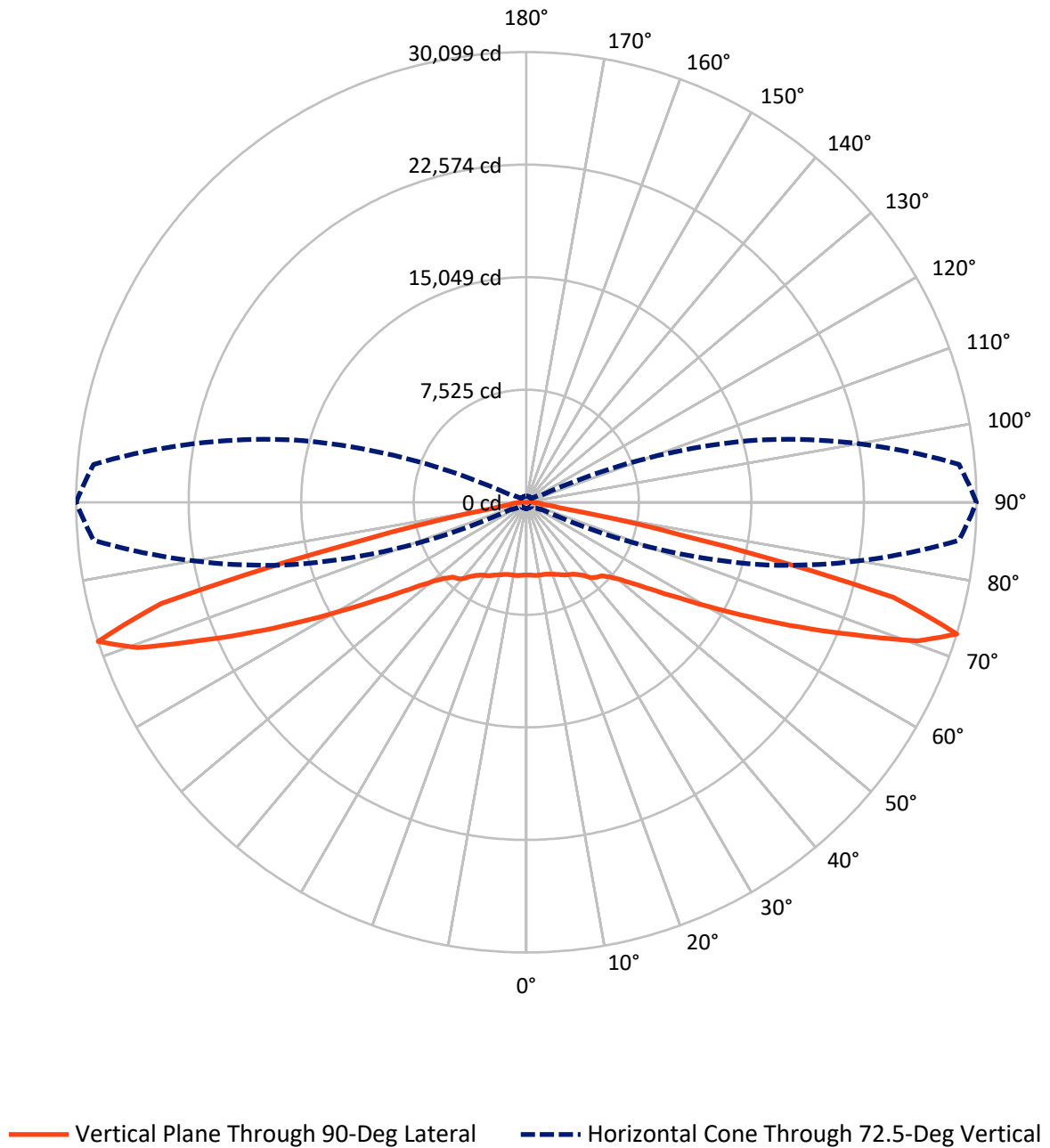
✕ Max cd
 - - - 1/2 Max cd



Based on 25 foot mounting height. Maximum calculated value = 7.8 fc
 Type I - Short - N/A

REPORT NUMBER: P941903
CATALOG NUMBER: GALN-SB5C-930-U-T1

Luminous Intensity Polar Plot



REPORT NUMBER: P941903
 CATALOG NUMBER: GALN-SB5C-930-U-T1

FLUX DISTRIBUTION:

		Downward	Upward	Total
House Side	Lumens	13017.5	0.0	13017.5
	% Fixture	50.0	0.0	50.0
Street Side	Lumens	13017.5	0.0	13017.5
	% Fixture	50.0	0.0	50.0
Total	Lumens	26035.0	0.0	26035.0
	% Fixture	100.0	0.0	100.0

ZONAL LUMENS:

Zone	Lumens	% Fixture
0°-10°	471.7	1.8
10°-20°	1442.3	5.5
20°-30°	2404.9	9.2
30°-40°	3307.5	12.7
40°-50°	4039.4	15.5
50°-60°	4672.0	17.9
60°-70°	5570.5	21.4
70°-80°	3887.9	14.9
80°-90°	238.8	0.9
90°-100°	0.0	0.0
100°-110°	0.0	0.0
110°-120°	0.0	0.0
120°-130°	0.0	0.0
130°-140°	0.0	0.0
140°-150°	0.0	0.0
150°-160°	0.0	0.0
160°-170°	0.0	0.0
170°-180°	0.0	0.0
0°-90°	26035.0	100.0
0°-180°	26035.0	100.0

Coefficient of Utilization



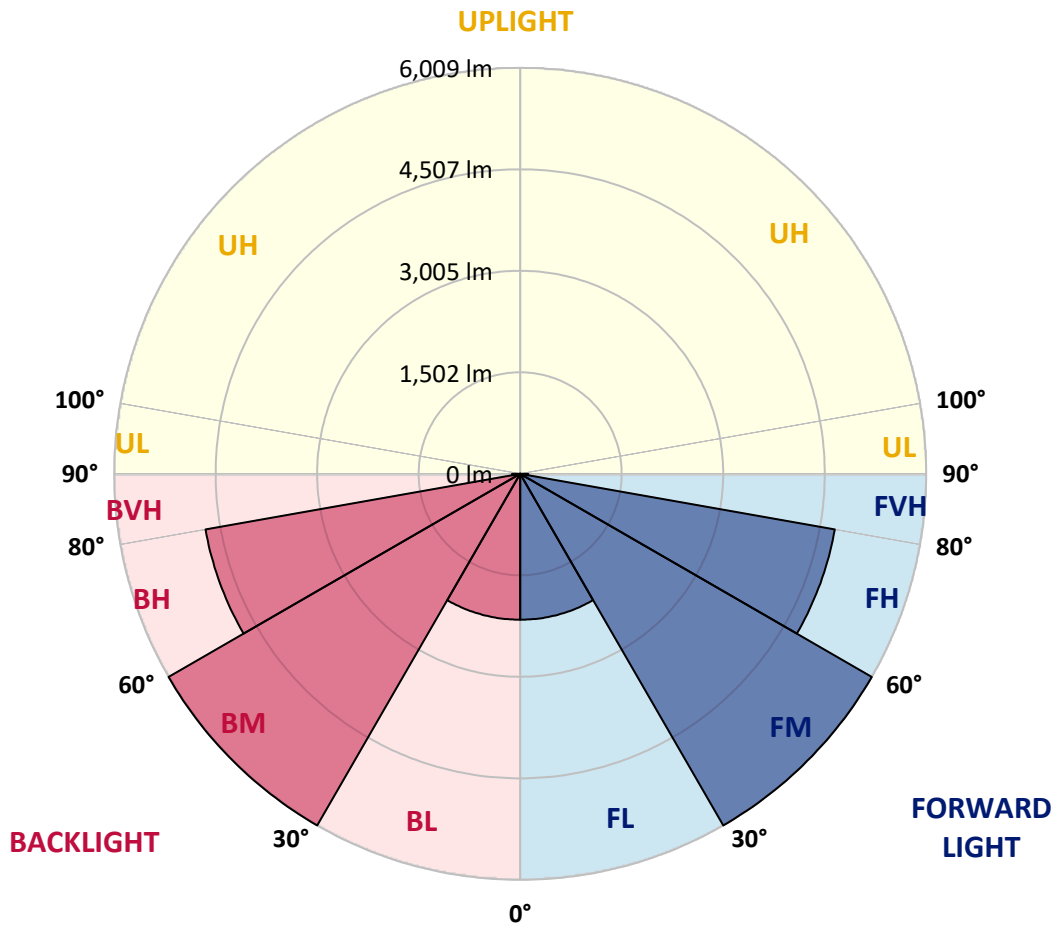
REPORT NUMBER: P941903
 CATALOG NUMBER: GALN-SB5C-930-U-T1

LUMINAIRE CLASSIFICATION SYSTEM LUMEN TABLE AND BUG RATING:

Zone	Lumens	% Fixture	Zone Rating/Lumen Limit		
			B	U	G
FL (0°-30°)	2159.5	8.3			
FM (30°-60°)	6009.4	23.1			
FH (60°-80°)	4729.2	18.2			G2/5000
FVH (80°-90°)	119.4	0.5			G2/225
BL (0°-30°)	2159.5	8.3	B3/2500		
BM (30°-60°)	6009.4	23.1	B4/8500		
BH (60°-80°)	4729.2	18.2	B4/5000		G4/5000
BVH (80°-90°)	119.4	0.5			G2/225
UL (90°-100°)	0.0	0.0		U0/0	
UH (100°-180°)	0.0	0.0		U0/0	

BUG Rating: B4-U0-G4

Type I Short



REPORT NUMBER: P941903
 CATALOG NUMBER: GALN-SB5C-930-U-T1

CANDELA DISTRIBUTION (FULL):

	0°	5°	15°	25°	35°	45°	55°	65°	75°	85°
0°	4864.9	4864.9	4864.9	4864.9	4864.9	4864.9	4864.9	4864.9	4864.9	4864.9
2.5°	4869.1	4874.6	4874.6	4870.4	4880.1	4871.8	4871.8	4867.7	4871.8	4867.7
5°	4894.0	4900.9	4903.7	4902.3	4914.7	4907.8	4907.8	4902.3	4903.7	4899.5
7.5°	4941.0	4950.7	4956.2	4963.2	4981.1	4972.8	4967.3	4950.7	4943.8	4932.7
10°	4956.2	4967.3	4985.3	5021.3	5062.8	5064.2	5047.6	5006.0	4974.2	4949.3
12.5°	4909.2	4924.4	4961.8	5035.1	5127.8	5165.2	5138.9	5069.7	5007.4	4963.2
15°	4849.7	4866.3	4923.0	5033.7	5170.7	5257.9	5255.1	5163.8	5064.2	4995.0
17.5°	4757.0	4773.6	4855.2	5010.2	5203.9	5347.8	5386.6	5292.5	5152.7	5060.0
20°	4589.6	4604.8	4718.2	4935.5	5215.0	5443.3	5544.3	5461.3	5286.9	5161.0
22.5°	4372.3	4395.9	4528.7	4806.8	5188.7	5542.9	5724.2	5667.4	5443.3	5268.9
25°	4139.9	4164.8	4319.8	4649.1	5120.9	5614.9	5937.2	5901.3	5620.4	5403.2
27.5°	3939.3	3965.5	4134.3	4492.7	5015.7	5642.5	6147.6	6165.5	5834.9	5551.2
30°	3781.5	3806.4	3986.3	4366.8	4880.1	5614.9	6331.6	6456.1	6053.5	5679.9
32.5°	3608.6	3640.4	3829.9	4213.2	4719.6	5548.4	6492.1	6770.2	6306.7	5818.2
35°	3389.9	3419.0	3618.2	4002.9	4509.3	5441.9	6626.3	7118.9	6669.2	6028.6
37.5°	3124.3	3152.0	3349.8	3740.0	4300.4	5292.5	6728.7	7511.8	7100.9	6331.6
40°	2857.2	2883.5	3068.9	3446.7	4049.9	5101.5	6764.7	7896.5	7596.2	6748.1
42.5°	2612.3	2635.9	2806.0	3157.5	3769.1	4858.0	6717.6	8231.3	8040.4	7038.6
45°	2386.8	2407.6	2558.4	2886.3	3477.1	4561.9	6576.5	8591.1	8568.9	7246.2
47.5°	2129.4	2150.2	2306.5	2623.4	3185.2	4214.6	6337.1	8945.3	9303.7	7716.6
50°	1815.3	1833.3	1993.8	2320.4	2882.1	3845.2	6005.0	9223.4	10230.7	8429.2
52.5°	1443.1	1462.5	1618.9	1945.4	2522.4	3448.1	5567.8	9404.7	11301.7	9469.7
55°	1073.7	1087.5	1223.1	1516.5	2076.9	2995.6	5019.9	9455.9	12516.5	10892.1
57.5°	779.0	787.3	874.5	1093.1	1574.6	2429.7	4354.3	9323.0	13962.4	12715.7
60°	630.9	633.7	660.0	756.9	1094.5	1790.4	3550.4	8866.4	15531.5	15066.6
62.5°	572.8	572.8	579.7	606.0	740.3	1181.6	2577.7	7920.0	17214.0	18037.3
65°	532.7	532.7	535.5	547.9	583.9	752.7	1627.2	6378.6	18632.2	21517.1
67.5°	496.7	498.1	496.7	500.9	521.6	556.2	943.6	4405.5	19396.0	25122.9
70°	459.4	462.1	455.2	455.2	471.8	473.2	590.8	2415.9	18762.3	28144.8
72.5°	415.1	419.2	408.2	405.4	417.9	412.3	444.2	1159.5	16108.5	29047.0
75°	376.4	381.9	357.0	350.1	350.1	345.9	361.1	595.0	10454.9	23695.0
77.5°	341.8	352.8	312.7	290.6	285.0	272.6	294.7	363.9	4573.0	11124.5
80°	282.3	297.5	257.4	231.1	221.4	207.5	232.5	254.6	1360.1	2583.3
82.5°	210.3	217.2	182.6	164.7	156.4	146.7	174.3	177.1	442.8	914.6
85°	134.2	137.0	112.1	96.9	92.7	88.6	110.7	96.9	168.8	672.5
87.5°	47.0	54.0	42.9	38.7	41.5	34.6	51.2	29.1	47.0	474.6
90°	0.0	0.0	0.0	0.0	0.0	0.0	0.0	0.0	0.0	0.0

(END C

90°

4864.9
4867.7
4899.5
4932.7
4945.2
4956.2
4983.9
5044.8
5137.5
5237.1
5358.9
5504.2
5612.1
5732.5
5933.1
6204.3
6612.5
6864.3
7011.0
7445.4
8088.8
9050.5
10367.7
12055.7
14235.0
16923.4
20108.6
23602.3
27745.0
30098.5
25344.3
10893.5
2474.0
1033.6
976.9
588.1
0.0

OF REPORT)